

# Nice to Meet You!

## HELLO, FAMILY!

Over the next three weeks, our class will learn that making new friends and learning new things can help us grow.

We will read books about making new friends and taking on new challenges, and we will become familiar with new words and different activities about school. Children will also learn how to tell a story and tell one about a special moment in their lives.

## BRING IT HOME! Learning fun for the whole family!

### Big Idea Words

Reinforce these important topic words when you read or talk with your child:

**friendship**  
**emotions**  
**challenge**

Try to incorporate questions like these into everyday conversations:


- How did you show friendship to your classmates today?
- What emotions do you feel when you try something new?
- Tell about a character who faced a challenge.

### Let's Read Together

Make a special time and place to read with your child every day.

During this module about making new friends and learning new things, try these activities during your reading time together:

- Point to photographs and illustrations that show acts of friendship.
- Cheer on a story character who is trying something new.
- Talk about why we should not be afraid to keep trying.



### Word Play

Play with words to help develop skills that are important for reading.

#### • Week 1: Rhyme Time

Take turns saying a rhyming word with a short *a* vowel sound, such as *mat/pat* or *Sam/jam*.

#### • Week 2: I Spy

Open a book and play *I Spy*. Take turns pointing to and reading words that begin with the letter *n*. Play *I Spy* again, searching for words that begin with *d*, *p*, and *c*.

#### • Week 3: One or More

Play a counting game with familiar items. Stress the change in word meanings when the *-s* is spoken. *One toy car. Two toy cars. One red apple. Two red apples.*

# My Family, My Community

## HELLO, FAMILY!

Over the next three weeks, our class will learn that we are all valuable members of our families and community, and together we make our class a place to learn and grow.

We will read books about neighborhoods, and we will learn that different people work together to help make our communities special. Children will also write a descriptive essay about what makes their world special.

## BRING IT HOME! Learning fun for the whole family!

### Big Idea Words

Reinforce these important topic words when you read or talk with your child:

**area**  
**population**  
**working**

Try to incorporate questions like these into everyday conversations:

- What kind of artwork do we see in different areas of our community?
- Does a big city have a large or a small population of people?
- Who are the helpers we see working in our neighborhood?

### Let's Read Together

Make a special time and place to read with your child every day.

During this module about belonging to a community, try these activities during your reading time together:

- Clap your hands when you see pictures of helpers, such as doctors, teachers, and police officers.
- Raise your arms when you read about tall buildings. Spread your arms when you read about farms and open spaces.
- Pantomime different types of jobs as you read about them.



### Word Play

Play with words to help develop skills that are important for reading.

- **Week 1: Knock Knock, Block Block Words**  
Hold two small blocks, one in each hand. Knock the blocks together two times when you read aloud a word that has the letter *k*, such as *king*, *key*, or *book*.
- **Week 2: Hot Pot**  
Get a pot or bucket. On small pieces of paper, write words with the short *o* vowel sound, such as *log* and *top*. Drop each word into the pot and say, for example, "Log in the hot pot!"
- **Week 3: I, O, U!**  
Write and then say words that begin and end with the same letters, but have different short vowels in the middle, such as *hit*, *hot*, *hut*, or *big*, *bog*, *bug*.

# Amazing Animals

## HELLO, FAMILY!

Over the next three weeks, our class will learn that animal bodies and animal homes come in many different shapes and sizes.

We will read books about animal characteristics, and we will learn how animals use their bodies to survive. Children will explore animals further by writing a research essay about their favorite animals.

## BRING IT HOME! Learning fun for the whole family!

### Big Idea Words

Reinforce these important topic words when you read or talk with your child:

**camouflage**  
**mammal**  
**characteristics**

Try to incorporate questions like these into everyday conversations:


- Which animals use camouflage to blend in with their surroundings?
- What are some words that describe your favorite mammal?
- What kind of special characteristics does a giraffe have? What about a kitten?

### Let's Read Together

Make a special time and place to read with your child every day.

During this module about amazing animals, try these activities during your reading time together:

- Imitate animal noises when you read about an animal in a book.
- While reading, point to different animals and decide if they are mammals.
- Build a pretend animal home, like a nest or den, that is described in a book.



### Word Play

Play with words to help develop skills that are important for reading.

#### • Week 1: Consonant, Vowel, Consonant Words

Work together to write and say these words: *pet, web, pen, wet, leg, hen*. Remind your child that CVC words have a short vowel sound in the middle.

#### • Week 2: Egg Toss

Look for words that have double consonants, such as *egg, ball*, and *toss*. As you read, have your child point to words with double consonants.

#### • Week 3: Ships Sail

Learn this rhyme: *Ships have sails. Fish have scales*. Compare the *sh* and *s* sounds. Draw a ship and a fish and label both. Circle the *sh* in both words.

# Better Together

## HELLO, FAMILY!

Over the next three weeks, children will learn why it is important to do their best and get along with others.

We will read books about people and characters who practice hard and learn to play fair, because we are better together when we are kind to one another. Children will also write a procedural text about how to make a new friend.

## BRING IT HOME! Learning fun for the whole family!


### Big Idea Words

Reinforce these important topic words when you read or talk with your child:

**honest**  
**sport**  
**courtesy**

Try to incorporate questions like these into everyday conversations:

- Are you being honest when you tell the truth?
- How can you be a good sport when you play a game?
- How do you show courtesy when you are waiting in line at school?



### Let's Read Together

Make a special time and place to read with your child every day.

During this module about being a good citizen, try these activities during your reading time together:

- Take turns picking out a book and talking about courteous behaviors such as being quiet and not interrupting.
- Make a heart shape with your two hands when you read about a character who is trying hard to get along with others.
- Salute good citizens and heroes that you read about in books and magazines.

### Word Play

Play with words to help develop skills that are important for reading.

#### • Week 1: Search for *ch*

As you read, search for words with *ch*. Discuss how the *ch* sound can be at the beginning of a word, such as *chin*, or at the end, such as *much*.

#### • Week 2: Think About This!

Work together to make a list of words that begin with *th*, such as *think*, *thin*, and *thank*. Then stand in front of a mirror and take turns saying the words.

#### • Week 3: Stomp the Spot

Draw a spot on paper, and put it on the floor. Take turns stomping the spot each time you say a word that begins with the *st* or *sp* sounds, such as *step*, *stink*, *study*, or *spill*, *spin*, *space*.

# Now You See It, Now You Don't

## HELLO, FAMILY!

Over the next three weeks, children will learn about light and dark, and the many sources of light that have an impact on daily life.

We will read books about Earth's rotation around the sun and learn about day and night and the seasons. Children will have fun writing an imaginative folktale about how something in nature came to be.

## BRING IT HOME! Learning fun for the whole family!

### Big Idea Words

Reinforce these important topic words when you read or talk with your child:

**solar**  
**period**  
**orbit**

Try to incorporate questions like these into everyday conversations:


- Does solar energy come from the sun?
- In which period of the day do you sleep—in the morning or at night?
- Show me what it looks like when you orbit around a table or chair.

### Let's Read Together

Make a special time and place to read with your child every day.

During this module about light and dark, try these activities during your reading time together:

- Read about Earth and the moon and orbit around a pretend sun.
- Wiggle your fingers to signal shimmering light each time you read the word *sun*.
- When reading at night, use a flashlight to demonstrate the power of light in a dark space.



### Word Play

Play with words to help develop skills that are important for reading.

#### • Week 1: Flip Flop, Clip Clop Word Search

As you read, search for words with *l* blends, such as *flag* and *club*. Stand in front of a mirror and say the words you found.

#### • Week 2: Light Up Compound Words

Work together to write a list of compound words with *light*, such as *sunlight*, *moonlight*, *lightbulb*, and *lighthouse*. Draw a line to separate the two parts of each word.

#### • Week 3: Add -ed

Write these words in a list: *want*, *need*, *start*, *add*, *orbit*. Say each word, and then add *-ed*. Emphasize the sound *-ed* makes at the end of each word.

# Celebrate America

## HELLO, FAMILY!

Over the next three weeks, children will explore how holidays and symbols help us learn about and celebrate our country.

We will read books about national symbols and learn how holidays honor our country and its heroes. Children will also write a personal narrative about a favorite holiday memory.

## BRING IT HOME! Learning fun for the whole family!

### Big Idea Words

Reinforce these important topic words when you read or talk with your child:

**participate**  
**duty**  
**appreciate**

Try to incorporate questions like these into everyday conversations:


- How can we participate in a community event or celebration?
- How does a firefighter's duty to help others make our community better?
- How could you show that you appreciate your teacher's happy smile?

### Let's Read Together

Make a special time and place to read with your child every day.

During this module about holidays and national symbols, try these activities during your reading time together:

- Read about symbols and draw pictures of national flags that represent your family heritage.



- Clap your hands when you read about leaders who help our country.
- Read facts about the Statue of Liberty and try to imitate the posture of this national monument.

### Word Play

Play with words to help develop skills that are important for reading.

- **Week 1: You Own This With 's**  
Write some familiar names. Add 's to each name. Say a sentence for each name: *This is Dad's shoe.* *This is Arthur's book.*

- **Week 2: Say Soft, Snaky Sounds**

Write a list of words with the soft c sound, such as *celebrate*, *cent*, *race*, and *dance*. When you say each word with the soft c sound, make a long snake sound: sssssss.

- **Week 3: Rhyme Time**

Write and say rhyming words with the long i vowel sound, such as *Mike/like*, *hide/ride*, *kite/bite*, *time/dime*. Write words in pencil, erasing only the letters that change.

# The Big Outdoors

## HELLO, FAMILY!

Over the next three weeks, our class will be learning about nature, and we will investigate how things in nature can change.

We will read about different environments and observe the beauty of nature. Children will learn about interesting changes that occur, such as how the Grand Canyon formed and how the water cycle works. They will also write a poem about things they like in nature.

## BRING IT HOME! Learning fun for the whole family!

### Big Idea Words

Reinforce these important topic words when you read or talk with your child:

**cycle**  
**evaporation**  
**liquid**

Try to incorporate questions like these into everyday conversations:


- What can you tell me about the life cycle of a butterfly?
- How does the sun's heat cause evaporation in a puddle of water?
- What kinds of liquids do you like to drink?

### Let's Read Together

Make a special time and place to read with your child every day.

During this module about the natural world, try these activities during your reading time together:

- Imitate animal sounds and other sounds from nature when you read about them in books.
- Read about recycling and start a recycling project. Collect paper or plastics to recycle at home or to donate at a recycling center.
- Talk about how water is important to our environment. Read articles about water and think of ways to use less water.



### Word Play

Play with words to help develop skills that are important for reading.

#### • Week 1: A Cut Is Not Cute!

Write and say the word *cut*. Add -e, changing *cut* to *cute*. Stress the long *u* vowel sound. Repeat with *tub/tube* and *cub/cube*.

#### • Week 2: I Spy ea Words

Play *I Spy* while reading a book. Look for words with the short *e* sound spelled *ea*, such as *head* and *bread*. Read the words, noting that the two vowels make one sound.

#### • Week 3: Vowel Team Challenge: ai or ay

See who can write the most words with the vowel team *ai* or *ay*. Examples include *stay*, *day*, *player*, and *sail*, *snail*, *rain*. Read aloud your word lists.



# Tell Me a Story

## HELLO, FAMILY!

Over the next three weeks, our class will discover that we can learn lessons from the stories we read and hear.

We will read a variety of literature, and we will discover that all over the world and throughout time, people have enjoyed listening to and telling stories. Children will also write a personal narrative about someone who helped them overcome a problem.

## BRING IT HOME! Learning fun for the whole family!

### Big Idea Words

Reinforce these important topic words when you read or talk with your child:

**literature**  
**entertain**  
**amuse**

Try to incorporate questions like these into everyday conversations:

- What kind of literature would you like to get at the library?
- If you were to entertain your class, would you dance, sing, or say a poem?
- Why do you think authors like to write stories that amuse children?

### Let's Read Together

Make a special time and place to read with your child every day.

During this module, as children explore how stories teach us good lessons, try these activities during your reading time together.

- Make a thumbs-up gesture when a character learns a valuable lesson.
- Recommend a good book that you just read to a friend or family member.
- Read a biography and talk about the positive lessons that were learned.



### Word Play

Play with words to help develop skills that are important for reading.

#### • Week 1: Row, Row, Row Your Boat

Sing the song *Row, Row, Row Your Boat* and pantomime the words as you sing. Stress the long o vowel sound as you sing.

#### • Week 2: Rhyme Time with -igh

Write down a list of -*igh* words that rhyme with *light* and *high*. Take turns saying rhyming words from your list.

#### • Week 3: In the Barn, I Played with Yarn

Reinforce the *ar* vowel sound by making up amusing sentences with these word pairs: *car/far*, *bark/dark*, *art/tart*. Take turns saying your funny sentence.



# Grow, Plants, Grow!

## HELLO, FAMILY!

Over the next three weeks, our class will learn what plants need to live and grow.

We will read a variety of literature about plants. Children will learn about different kinds of plants and find out that people grow plants for many reasons. Children will also write a descriptive essay about what they learned from doing a science experiment.

## BRING IT HOME! Learning fun for the whole family!

### Big Idea Words

Reinforce these important topic words when you read or talk with your child:

**vegetation**  
**absorb**  
**emerge**

Try to incorporate questions like these into everyday conversations:

- What kinds of vegetation might we see in a park or near your home?
- Do plant roots absorb water?
- After planting a seed, how long do you think it takes for a sprout to emerge?

### Let's Read Together

Make a special time and place to read with your child every day.

During this module about plants and gardens, try these activities during your reading time together.

- Read books about trees, and draw a picture of a tree in all four seasons.
- Read books about farms. Point to the plants you might like to grow on a farm.
- Rub your tummy when you read about a vegetable or fruit you like to eat.



### Word Play

Play with words to help develop skills that are important for reading.

#### • Week 1: Word Storm

Make a list of words you encounter in your community that have the *or* sound and spelling. Examples may include *horns, porch, forks, corn, and sports*.

#### • Week 2: Kitchen Twos

Point to things in the kitchen that have two syllables, such as *bagel* or *apple*. When you say each word, count 1-2 on your fingers for each syllable: *ba/gel*.

#### • Week 3: Play with -ing

Write these words: *grow, jump, laugh, march*. Say each word and then add *-ing*. Emphasize the sound *-ing* makes at the end of each word. Act out the words!

# HELLO, FAMILY!

Over the next three weeks, children will learn that good things can happen when we “think outside the box” and discover new ways to solve everyday problems.

We will read books about inventors, architects, artists, and explorers who work hard to achieve their dreams. Children will also write a biographical essay about someone who inspires them.

## BRING IT HOME! Learning fun for the whole family!


### Big Idea Words

Reinforce these important topic words when you read or talk with your child:

**future**  
**applaud**  
**genius**

Try to incorporate questions like these into everyday conversations:

- What are some things you would like to do in the future?
- Why do we applaud for a dancer or a musician?
- Do you think a genius is a smart person who tries hard? Explain.



### Let's Read Together

Make a special time and place to read with your child every day.

During this module about solving problems and working hard to make dreams come true, try these activities during your reading time together:

- Applaud a story character who is brave enough to try something new after making a mistake.
- While reading nonfiction, tap your head when someone thinks hard about a problem they want to solve.
- Act out a discovery when you read about one in a book.

### Word Play

Play with words to help develop skills that are important for reading.

#### • Week 1: It's a Contraction

Search for contractions in a newspaper or online article. Write each contraction and the two words that form it. Say the words. For example: *didn't/did not*.

#### • Week 2: Make a Turtle Puzzle

Draw a turtle. On the shell, write five words that end in *-le*, such as *giggle* and *bottle*. Cut the turtle into five puzzle pieces. Say the words as you put the puzzle together.

#### • Week 3: Boo-Hoo Rhyme Time

Say rhyming words with the *oo* sound, such as in *moon/spoon/noon* or *hoot/toot/boot*. Write words in pencil, erasing only the letters that change.