

Be a Super Citizen

HELLO, FAMILY!

Over the next three weeks, our class will be learning about what it means to be a good citizen—at home, at school, and in the community.

We will read about characters and real people who are good citizens, and we will learn how our actions can make a difference to others.

Children will also write a personal narrative about something they've done to make the world a better place.

BRING IT HOME! Learning fun for the whole family!

Big Idea Words

Reinforce these important topic words when you read or talk with your child:

citizen
difference
kind

Try to incorporate questions like these into everyday conversations:

- What can you do to show you are a good citizen?
- How can you make a difference in our neighborhood?
- What are some things we could do to be kind to others?

Let's Read Together

Make a special time and place to read with your child every day.

During this module about citizenship, try these activities during your reading time together:

- Find examples of kindness in the texts.
- Clap your hands when a character is giving rather than taking.
- Talk about a character who feels he or she doesn't belong and describe how other characters could help.



Word Play

Play with words to help develop skills that are important for reading.

• Week 1: Make Some Noise

Add sound effects to stories, using sounds from consonants and short vowels *a* and *i*.

• Week 2: I Spy

Play *I Spy* using words with short *o*, *u*, or *e* sounds. For example: I spy something that has a short *u* sound. (*rug*)

• Week 3: Let's Compete

Challenge each other to come up with the most long *a* or *i* words that end in silent *e*. For example: *late*, *bite*.

Look Around and Explore!

HELLO, FAMILY!

Over the next three weeks, our class will be learning about examining the world around us and about making new discoveries.

We will read books about different kinds of matter, explore things that are new and unusual, and even notice things about fine art! Children will also write a descriptive essay about a place they want to visit!

BRING IT HOME! Learning fun for the whole family!


Big Idea Words

Reinforce these important topic words when you read or talk with your child:

examine
identify
record

Try to incorporate questions like these into everyday conversations:

- How could you examine that more closely?
- What did you identify in that picture/story as being unusual or different?
- How could you record your ideas about ____?



Let's Read Together

Make a special time and place to read with your child every day.

During this module about exploration and discoveries, try these activities during your reading time together:

- Snap your fingers when a solid, a liquid, or a gas is mentioned in a text.
- Raise your hand when a character makes a discovery or notices something new.
- Switch readers when the setting changes.

Word Play

Play with words to help develop skills that are important for reading.

• **Week 1: Vowel Scavenger Hunt**

Look for words with long vowel sounds in books, in magazines, or on signs outside.

• **Week 2: Sneaky e Words**

Make a list of words that can have a silent e added to them to change the vowel sound from short to long. For example: *tap/tape*.

• **Week 3: Categories**

List words in different categories that begin with a blend such as *sp, gl, gr, sw, pl, sk, dr, or st*. Use categories such as solids, liquids, and gases to tie into the module topic!

Meet in the Middle

HELLO, FAMILY!

Over the next three weeks, our class will be learning about working out conflicts and disagreeing with others in a respectful way.

We will read about how to get along and compromise, and even learn tips about settling differences from a conflict-solving superhero.

Children will also write a persuasive essay about an issue that may cause disagreement.

BRING IT HOME! Learning fun for the whole family!

Big Idea Words

Reinforce these important topic words when you read or talk with your child:

compromise
decision
disagreement

Try to incorporate questions like these into everyday conversations:

- What would be a fair compromise for ____?
- What is a good decision you made recently?
- How could this disagreement be worked out?

Let's Read Together

Make a special time and place to read with your child every day.

During this module about solving problems, try these activities during your reading time together:

- Raise your hand when the text tells about a problem.
- Point to words in the text that tell how people feel.
- Take turns reading aloud the main character's dialogue.



Word Play

Play with words to help develop skills that are important for reading.

• Week 1: Blended

Point out words on outdoor signs that have final blends and say them together.

• Week 2: Double the Fun

Write words with double final consonants on paper. Cut off endings, mix up pieces, and put the words back together.

• Week 3: Round Robin

Take turns naming words with *th*, *sh*, *wh*, *ph*, *ch*, or *tch*, choosing one sound to focus on each day. See who can name the most words.

Once Upon a Time

HELLO, FAMILY!

Over the next three weeks, our class will be learning about stories that teach valuable life lessons.

We will read many kinds of stories, from classic fairy tales to modern retellings, and even an informational text about how to appreciate a story. Children will also write a story about an imaginary friend or place.

BRING IT HOME! Learning fun for the whole family!

Big Idea Words

Reinforce these important topic words when you read or talk with your child:

moral
relate
version

Try to incorporate questions like these into everyday conversations:

- What is the moral of a story you know?
- Which character do you relate to most?
- What is your version of what happened?



Let's Read Together

Make a special time and place to read with your child every day.

During this module about storytelling, try these activities during your reading time together:

- Tell which characters you'd like to be friends with and why.
- Talk about how a lesson that a character learns in a story can help you.
- Read the dialogue in a different voice for each character.

Word Play

Play with words to help develop skills that are important for reading.

• Week 1: Silent Challenge

See who can write the most words with silent letters, such as *kn*, *wr*, *gn*, or *mb*. Read your lists aloud.

• Week 2: Rhyme Time

Make up rhymes using words with *ai* or *ay*. For example: *mail/pail*, *may/pay*.

• Week 3: Long e or Short e?

In a newspaper or online article, see how many words you can find with *ea* as a long or short vowel sound. For example: *beamed*, *head*.

Lead the Way

HELLO, FAMILY!

Over the next three weeks, our class will be learning about the qualities that good leaders have.

We will read about famous leaders in history, children who are leaders in their community, and opinions about what it takes to be a great leader. Children will also write a personal essay about what makes them unique.

BRING IT HOME! Learning fun for the whole family!

Big Idea Words

Reinforce these important topic words when you read or talk with your child:

admire
inspire
pioneer

Try to incorporate questions like these into everyday conversations:

- What do you admire about ____?
- What happened today that helped inspire you?
- How is ____ a pioneer?

Let's Read Together

Make a special time and place to read with your child every day.

During this module about leadership, try these activities during your reading time together:

- Snap your fingers when you read something that shows someone being a leader.
- Work together to retell or summarize a text that you have read.
- Practice giving an opinion by sharing what you'd tell the author of a book you are reading.



Word Play

Play with words to help develop skills that are important for reading.

• Week 1: Tic-Tac-Toe

Make a tic-tac-toe board. Write a long o word (*oa, oe, ow, o_e*) in each square, leaving out the letters for long o. To mark X or O in a square, players must write the missing letters and say the word. For example:
c _ _ t → coat.

• Week 2: Challenge Accepted

See who can list the most words with long i patterns (*ie, igh, or i_e*).

• Week 3: Suffix Search

Look for words that could have the suffix *-ful* or *-less* added to them on signs, things around the house, or in your daily reading.

HELLO, FAMILY!

Over the next three weeks, our class will be learning about different kinds of weather and how weather may change from season to season.

We will read books and poems about weather and watch a video of a cool weather experiment. Children will also write a poem about how the daily weather affects them.

BRING IT HOME! Learning fun for the whole family!

Big Idea Words

Reinforce these important topic words when you read or talk with your child:

climate
precipitation
temperature

Try to incorporate questions like these into everyday conversations:

- What is the climate like in a place you've seen in a movie or TV show?
- What has the temperature been like lately?
- Will there be precipitation today? How should you dress for it?



Let's Read Together

Make a special time and place to read with your child every day.

During this module about weather, try these activities during your reading time together:

- Raise your hand whenever a type of weather is mentioned in the text.
- Pretend to be a weather person. Give a forecast for the weather in the book you are reading.
- Talk about what the weather is like in a book and how the characters act because of it.

Word Play

Play with words to help develop skills that are important for reading.

• Week 1: Fun with Suffixes

Write words with suffixes -y and -ly on paper. Cut off endings, mix up pieces, and put the words back together.

• Week 2: Silly Songs

Make up silly song titles that include words with the prefix *dis-* (meaning "opposite of" or "not"). Discuss what each song would be about.

• Week 3: Round Robin

Take turns naming words that have *ar* in them. Keep going until you run out of words.

Everyone Has a Story

HELLO, FAMILY!

Over the next three weeks, our class will be learning about how people's life experiences shape and create their life stories.

We will read biographies about people who overcame obstacles to make their dreams come true. Children will create timelines of their own lives that show special memories and accomplishments. Children will also write a story about an imaginary character's adventures.

BRING IT HOME! Learning fun for the whole family!

Big Idea Words

Reinforce these important topic words when you read or talk with your child:

account
achieve
hurdle

Try to incorporate questions like these into everyday conversations:

- What is your account of what happened today?
- What did you achieve today that you're proud of?
- What could you do to overcome this hurdle?

Let's Read Together

Make a special time and place to read with your child every day.

During this module about important people, try these activities during your reading time together:

- Identify events and experiences that are important to the characters you are reading about.
- Talk about how everyone goes through tough times. Make a connection to a tough time a character has.
- Point out words the author uses to help you form a picture in your mind.

Word Play

Play with words to help develop skills that are important for reading.

• Week 1: Word Search

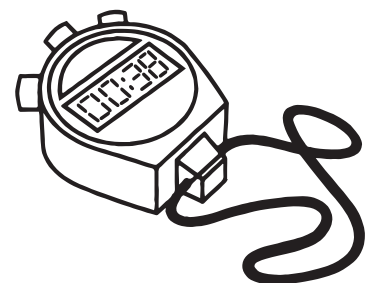
Find words in your daily reading that have *or* or *ore* in them. Say them aloud together.

• Week 2: Round Robin

Take turns naming words that have *er*, *ir*, *ur*, *air*, *are*, or *ear* in them. Keep going until you run out of words.

• Week 3: Beat the Clock

Together, make a list of all the words with *oo* that you can think of in one minute. And . . . GO!



Time to Grow!

HELLO, FAMILY!

Over the next three weeks, our class will be learning about what plants need to grow, thrive, and survive.

We will read about a plant's basic needs, how those needs are met, and what happens if they are not met. Children will also write a procedural text that describes chronological steps to follow in order to complete an activity.

BRING IT HOME! Learning fun for the whole family!

Big Idea Words

Reinforce these important topic words when you read or talk with your child:

fertilize
germinate
survive

Try to incorporate questions like these into everyday conversations:


- Why do you think it's a good idea to fertilize plants?
- If you had a garden, what types of seeds would you want to germinate?
- How can people help plants survive?

Let's Read Together

Make a special time and place to read with your child every day.

During this module about plants, try these activities during your reading time together:

- Think about the story setting. Tell if you think plants would survive there.
- Read outside one day and talk about how the plants' needs are being met.
- Model making and fixing mistakes. Misread a word when you read with your child, stop, ask your child if that made sense, and then reread correctly.



Word Play

Play with words to help develop skills that are important for reading.

• Week 1: Challenge Accepted

See who can list the most words with *oo*, *ew*, *ou*, or *ue* that make the sound as in *knew*.

• Week 2: I Spy

Play *I Spy* with words that have *ou*, *ow*, *oy*, or *oi*. For example: I spy something that has an *oy* sound. (*toy*)

• Week 3: Tic-Tac-Toe

Make a tic-tac-toe board with words that have *au*, *aw*, *al*, *augh*, or *ough* in each square with the vowel patterns missing. To mark X or O in a square, players must name which letters are missing and say the word. For example: t__k → tak.

Home Sweet Habitat

HELLO, FAMILY!

Over the next three weeks, our class will be learning about different animal habitats and the animals that live there.

We will read about animals that make their homes in forests, oceans, and deserts. We will also learn how different habitats meet the basic needs of the animals that live there. Children will write a research report about an animal and its relationship with others.

BRING IT HOME! Learning fun for the whole family!

Big Idea Words

Reinforce these important topic words when you read or talk with your child:

ecosystem
habitat
species

Try to incorporate questions like these into everyday conversations:

- What kinds of living things are in our ecosystem?
- What would it be like to live in a ____ habitat?
- What makes your favorite animal species special?

Let's Read Together

Make a special time and place to read with your child every day.

During this module about animal habitats, try these activities during your reading time together:

- Read outside. Notice the living things around you, where they live, and how they depend on other living things.
- Snap your fingers when an animal is mentioned in your book. Talk about its habitat.
- Decide if the text you are reading is fiction, nonfiction, or tells someone's opinion. Explain how you know.



Word Play

Play with words to help develop skills that are important for reading.

• Week 1: Beat the Clock

Together, make a list of all the words with the prefixes *pre-*, *dis-*, *un-*, or *re-* that you can think of in one minute. And . . . GO!

• Week 2: Contraction Action

Identify contractions in your conversations. Change the contractions to their full words.

• Week 3: Word Search

Look for words with double consonant *-le* on signs, in your house, or in your reading. For example: *giggle*, *little*.

Many Cultures, One World

HELLO, FAMILY!

Over the next three weeks, our class will be learning about the different cultures and traditions of people all around the world.

We will read about the ways that people celebrate and honor their heritage, and we'll see a video of the different lunches that children enjoy in other countries. Children will also write a thank-you letter to someone who taught them something about his or her culture.

BRING IT HOME! Learning fun for the whole family!

Big Idea Words

Reinforce these important topic words when you read or talk with your child:

culture
harmony
heritage

Try to incorporate questions like these into everyday conversations:

- What culture would you like to learn more about?
- What are some ways we can all live in harmony with each other?
- What do you know about our family's heritage?



Let's Read Together

Make a special time and place to read with your child every day.

During this module about world cultures, try these activities during your reading time together:

- Snap your fingers when culture is mentioned in the text. This could be customs, traditions, food, art, music, or clothing.
- Talk about how characters or people in the text learn from each others' differences.
- As you read, talk about new words you encounter and how you can figure out what they mean.

Word Play

Play with words to help develop skills that are important for reading.

• Week 1: Prefix Practice

Use a dictionary to find words with the prefix *mis-*. Remove the prefix and see how the word meanings change.

• Week 2: Fun with Syllables

Write multisyllabic words on slips of paper. Draw a slip of paper and hop forward the number of syllables in each word. Designate a finish line and play until someone wins.

• Week 3: Tic-Tac-Toe

Make a tic-tac-toe board. Write a word with *ei*, *ey*, *y*, or *ey* in each square, leaving out the letters that spell the vowel sound. To mark X or O in a square, players must write the missing letters and say the word. For example: w _ _ gh → weigh.