

# What Makes Us Who We Are?

## HELLO, FAMILY!

Over the next three weeks, our class will build their knowledge about identity, with a focus on a variety of story types. We will read texts and view videos about how our experiences help shape our identity.

Children will also write a story for an imaginary superhero adventures book.

## BRING IT HOME! Learning fun for the whole family!

### Discuss the Topic

Set aside time daily for your child to share with you what he or she is learning. Use these ideas to help build your child's knowledge about the topic:

- Talk about the ideas your child has added to the Knowledge Map each week.
- Ask about the texts your child is reading and what he or she has learned from them.
- Share with your child your own questions about the topic, and work together to find the answers.

### Explore the Genre

The genre focus in this module is different kinds of stories, including fantasy, realistic fiction, and folktales. Discuss with your child the similarities and differences of these story types.

Ask your child to read to you each day and make time to read together.



### Build Vocabulary

Use these ideas to help your child build a rich vocabulary.

**The Big Idea** Reinforce the topic words *identity*, *pursuit*, *experience*, and *wisdom* in everyday conversations with your child. Use prompts like these: How has your **wisdom** helped you? Describe a positive **experience**.

**What Does It Mean?** Have your child keep a growing list of the Critical Vocabulary words. Quiz each other on their meanings.

**Word Hunt** Look for words with the prefixes *un-*, *in-*, *im-*, *mis-*, *pre-* and suffixes *-y*, *-ly* in books and online texts.

# Come to Your Senses

## HELLO, FAMILY!

Over the next three weeks, our class will build their knowledge about the five senses, with a focus on the informational text genre. We will read texts and view videos about how people and animals use their senses to navigate the world. Children will also write an informational article for an imaginary science club newsletter.

## BRING IT HOME! Learning fun for the whole family!

### Discuss the Topic

Set aside time daily for your child to share with you what he or she is learning. Use these ideas to help build your child's knowledge about the topic:

- Talk about the ideas your child has added to the Knowledge Map each week.
- Ask about the texts your child is reading and what he or she has learned from them.
- Share with your child your own questions about the topic, and work together to find the answers.

### Build Vocabulary

Use these ideas to help your child build a rich vocabulary.

**What Does It Mean?** Have your child keep a growing list of the Critical Vocabulary words. Quiz each other on their meanings.

**Word Hunt** Look for words with the Latin root *lumen* and the suffixes *-ness* and *-ment* in books, magazines, online texts, and environmental print.

**The Big Idea** Reinforce the topic words *perception*, *aroma*, *distinguish*, and *tactile* in everyday conversations with your child. Use prompts like these: What is your favorite **aroma**, and why? Describe a **tactile** experience.



### Explore the Genre

The genre focus in this module is informational text. Discuss with your child the characteristics of this genre.

Ask your child to read to you each day and make time to read together.

Look for texts that:

- spark your child's curiosity
- tie to the module topic
- provide interesting facts and details
- have unique formats and graphic features

# Rise to the Occasion

## HELLO, FAMILY!


Over the next three weeks, our class will build their knowledge about the qualities needed to rise to the occasion, with a focus on the genre of historical fiction. We will read texts and view videos about what it takes to meet a challenge. Children will also write a persuasive letter to a friend or family member who is facing an imaginary problem.

## BRING IT HOME! Learning fun for the whole family!

### Discuss the Topic

Set aside time daily for your child to share with you what he or she is learning. Use these ideas to discuss the topic:

- Talk about the ideas your child has added to the Knowledge Map each week.
- Ask about the texts your child is reading and what he or she has learned from them.



### Explore the Genre

The genre focus in this module is historical fiction. Discuss with your child the characteristics of this genre, such as stories that are set in the past with realistic characters and events.

Ask your child to read to you each day and make time to read together.

Look for texts that:

- spark your child's curiosity
- tie to the module topic
- have a theme or message
- have unique formats, such as a diary or a play

### Build Vocabulary

Use these ideas to help your child build a rich vocabulary.

**The Big Idea** Reinforce the topic words *confront*, *dauntless*, *endurance*, and *dedication*, using prompts like these: When have you felt **dauntless**? Describe a time you had to **confront** a problem.

**What Does It Mean?** Have your child keep a growing list of the Critical Vocabulary words. Quiz each other on their meanings.

**Word Hunt** Look for words with the suffixes *-ful*, *-less*, *-ous*; Latin roots *vis*, *aud*, *spec*; and prefixes *over-*, *under-* in books, magazines, and online texts.

# Heroic Feats

## HELLO, FAMILY!


Over the next three weeks, our class will build their knowledge about heroic feats, with a focus on the genres of fairy tales and myths. We will read texts and view videos about what makes someone a hero. Children will also write a play about a hero for an imaginary school assembly.

## BRING IT HOME! Learning fun for the whole family!

### Discuss the Topic

Set aside time daily for your child to share with you what he or she is learning. Use these ideas to discuss the topic:

- Talk about the ideas your child has added to the Knowledge Map each week.
- Ask about the texts your child is reading and what he or she has learned.



### Explore the Genre

The genre focus in this module is fairy tales and myths. Discuss with your child the characteristics of these story genres, such as tales that often have fantasy characters and happy endings.

Ask your child to read to you each day and make time to read together.

Look for texts that:

- interest your child
- describe heroic actions
- have dramatic photographs and/or illustrations

### Build Vocabulary

Use these ideas to help your child build a rich vocabulary.

**The Big Idea** Reinforce the topic words *aspire*, *confidence*, *endeavor*, and *fearlessness* in conversations, using prompts like these: What do you **aspire** to be, and why? Describe a time you displayed **confidence**.

**What Does It Mean?** Have your child keep a growing list of the Critical Vocabulary words. Quiz each other on their meanings.

**Word Hunt** Look for words with the prefixes *sub-*, *fore-* and suffixes *-able*, *-ible*, *-en*, *-ic* in books, magazines, online texts, and environmental print.

# HELLO, FAMILY!

Over the next three weeks, our class will build their knowledge about art and creative talents, with a focus on the biography genre. We will read texts and view videos about how far your talents can take you. Children will also write an argument about an imaginary school trip to hear a professional orchestra.

## BRING IT HOME! Learning fun for the whole family!

### Discuss the Topic

Set aside time daily for your child to share with you what he or she is learning. Use these ideas to help build your child's knowledge about the topic:

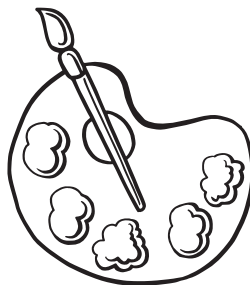
- Talk about the ideas your child has added to the Knowledge Map each week.
- Ask about the texts your child is reading and what he or she has learned from them.
- Share with your child your own questions about the topic, and work together to find the answers.

### Explore the Genre

The genre focus in this module is biography. Discuss the characteristics of this genre, such as the true story of a real person's life.

Ask your child to read to you each day. Look for texts that:

- encourage your child's creative talents.
- discuss people your child admires.



### Build Vocabulary

Use these ideas to help your child build a rich vocabulary.

**The Big Idea** Reinforce the topic words *sculpture*, *creativity*, *inspiration*, and *expressive* using prompts like these: What can you do to show your **creativity**? What gives you **inspiration**, and why?

**What Does It Mean?** Have your child keep a growing list of the Critical Vocabulary words. Quiz each other on their meanings.

**Word Hunt** Look for words with the suffixes *-ity*, *-ty*, *-er*, *-or*, *-ist* and prefixes *un-*, *in-* in books, magazines, online texts, and environmental print.

# Marvels of Nature

## HELLO, FAMILY!

Over the next three weeks, our class will build their knowledge about natural wonders, with a focus on the informational text genre. We will read texts and view videos about what makes Earth's natural wonders exciting and unique. Children will also write a science article for an imaginary science magazine.

## BRING IT HOME! Learning fun for the whole family!

### Discuss the Topic

Set aside time daily for your child to share what he or she is learning. Use these ideas to discuss the topic:

- Talk about the ideas your child has added to the Knowledge Map.
- Ask about the texts your child is reading and what he or she has learned.



### Explore the Genre

The genre focus in this module is informational text. Discuss with your child the characteristics of this genre, such as it gives facts and information about a topic.

Ask your child to read to you each day and make time to read together.

Look for texts that:

- spark your child's curiosity
- tie to the module topic
- provide interesting facts and details
- have unique formats and graphic features

### Build Vocabulary

Use these ideas to help your child build a rich vocabulary.

**The Big Idea** Reinforce the topic words *scenic*, *landscape*, *canyon*, and *landform* in conversations with your child. Use prompts like these: What is your favorite **landform**, and why? Describe a **landscape**.

**What Does It Mean?** Have your child keep a growing list of the Critical Vocabulary words. Quiz each other on their meanings.

**Word Hunt** Look for words with the Greek roots *auto*, *bio*, *photo*, *graph*; the suffixes *-ness* and *-ment*; and the prefix *inter-* in books and online texts.

# Tricksters and Tall Tales

## HELLO, FAMILY!

Over the next three weeks, our class will build their knowledge about traditional stories, with a focus on story genres, such as tall tales, trickster tales, and legends. We will read texts and view videos about what lessons you can learn from characters in traditional tales. Children will also write a trickster tale for an imaginary class story-hour podcast.

## BRING IT HOME! Learning fun for the whole family!

### Discuss the Topic


Set aside time daily for your child to share with you what he or she is learning. Use these ideas to help build your child's knowledge about the topic:

- Talk about the ideas your child has added to the Knowledge Map each week.
- Ask about the texts your child is reading and what he or she has learned from them.
- Share with your child your own questions about the topic, and work together to find the answers.

### Explore the Genre

The genre focus in this module is traditional stories. Discuss with your child the characteristics of traditional stories, such as they often teach a lesson and include characters that are animals or have exaggerated abilities.

Ask your child to read to you each day and make time to read together.



### Build Vocabulary

Use these ideas to help your child build a rich vocabulary.

**The Big Idea** Reinforce the topic words *trickster*, *shrewd*, *exaggeration*, and *legendary* in everyday conversations with your child. Use prompts like these:

Name some characters that are **tricksters**. Describe something that is **legendary**.

**What Does It Mean?** Have your child keep a growing list of the Critical Vocabulary words. Quiz each other on their meanings.

**Word Hunt** Look for words with the suffixes *-ion*, *-ity*, *-ty* and prefixes *mis-*, *pre-*, *dis-* in books and online texts.

# Food for Thought

## HELLO, FAMILY!

Over the next three weeks, our class will build their knowledge about healthful food, with a focus on the informational/argumentative text genre. We will read texts and view videos about what we can do to make more healthful food choices. Children will also write an editorial to an imaginary newspaper explaining their opinion about changing the school lunch program.

## BRING IT HOME! Learning fun for the whole family!

### Discuss the Topic

Set aside time daily for your child to share with you what he or she is learning. Use these ideas to help build your child's knowledge about the topic:

- Talk about the ideas your child has added to the Knowledge Map each week.
- Ask about the texts your child is reading and what he or she has learned from them.
- Share with your child your own questions about the topic, and work together to find the answers.

### Explore the Genre

The genre focus in this module is informational/argumentative text. Discuss how this genre uses facts to persuade readers to agree with an opinion.

Ask your child to read to you each day and make time to read together.



### Build Vocabulary

Use these ideas to help your child build a rich vocabulary.

**The Big Idea** Reinforce the topic words *digest*, *sustainable*, *nutrition*, and *compost* in conversations with your child. Use prompts like these: What is something we cannot **digest**? What items can we **compost**?

**What Does It Mean?** Have your child keep a growing list of the Critical Vocabulary words. Quiz each other on their meanings.

**Word Hunt** Look for words with the Latin roots *port*, *dict*; the Greek roots *meter*, *therm*, *phon*, *tele*; and prefixes *sub-*, *fore-* in books and online texts.



# HELLO, FAMILY!

Over the next three weeks, our class will build their knowledge about protecting the planet, with a focus on the persuasive text genre. We will read texts and view videos about what people can do to take care of our planet. Children will also write a speech for an imaginary school council meeting.

## BRING IT HOME! Learning fun for the whole family!

### Discuss the Topic

Set aside time daily for your child to share what he or she is learning. Use these ideas to discuss the topic:

- Talk about the ideas your child has added to the Knowledge Map each week.
- Ask about the texts your child is reading and what he or she has learned.



### Explore the Genre

The genre focus in this module is persuasive text. Discuss with your child how to analyze the reasons given in a persuasive text to decide if they are convincing.

Ask your child to read to you each day and make time to read together.

Look for texts that:

- spark your child's curiosity
- tie to the module topic
- use descriptive language
- have engaging photographs or illustrations

### Build Vocabulary

Use these ideas to help your child build a rich vocabulary.

**The Big Idea** Reinforce the topic words *ecology*, *recycle*, *conservation*, and *sanctuary* in everyday conversations with your child. Use prompts like these: What items can we **recycle**? How could we help the **conservation** movement?

**What Does It Mean?** Have your child keep a growing list of the Critical Vocabulary words. Quiz each other on their meanings.

**Word Hunt** Look for words with the suffixes *-able*, *-ible*, *-ful*, *-ous*, *-less*, *-en*, *-ic* in books, magazines, and online texts.

# Communication Nation

## HELLO, FAMILY!

Over the next three weeks, our class will build their knowledge about communication, with a focus on the informational text genre. We will read texts and view videos about what forms communication can take. Children will also write an informative article for an imaginary exhibit on communication at the local library.

## BRING IT HOME! Learning fun for the whole family!

### Discuss the Topic


Set aside time daily for your child to share with you what he or she is learning. Use these ideas to help build your child's knowledge about the topic:

- Talk about the ideas your child has added to the Knowledge Map each week.
- Ask about the texts your child is reading and what he or she has learned from them.
- Share with your child your own questions about the topic, and work together to find the answers.

### Explore the Genre

The genre focus in this module is informational text. Discuss the characteristics of this genre, such as it gives facts about a topic.

Ask your child to read to you each day and make time to read together.



### Build Vocabulary

Use these ideas to help your child build a rich vocabulary.

**The Big Idea** Reinforce the topic words *broadcast*, *publication*, *blog*, and *correspond* in everyday conversations with your child. Use prompts like these: What is your favorite **publication**, and why? How can we **correspond**?

**What Does It Mean?** Have your child keep a growing list of the Critical Vocabulary words. Quiz each other on their meanings.

**Word Hunt** Look for words with the Latin roots *tele*, *port*, *graph* and prefixes *il-*, *ir-*, *in-/im-* in books, magazines, and online texts.